

SUPPLEMENTAL LESSONS

English Grade 2
2nd Quarter



Various online tools which make teaching and learning richer and more meaningful are just a few clicks away!

2

Log on to www.rexinteractive.com

2nd Quarter Grade 2 Supplemental Lesson Plan

Lesson 3

Focus: Noting details, inference, declarative and interrogative sentence, rhyming words, short /a/ and /e/ CVC words, talking about oneself

A. Introduction/Preparatory Activities

1. Start the learning session by activating their prior knowledge. Ask the motivation questions below. You may translate the questions to the pupils' mother tongue to guide them.
 - How do you celebrate your birthday?
 - Where do you celebrate?
 - Who do you invite?
2. Guide the pupils on what to take note from the text they are about to listen to by telling them: In the story that you are going to read, find out what made the character say that it was her best birthday ever.

Resources:

1. Motivation questions written on the board or other materials such as manila paper and cartolina that is visible to the entire class.
2. Story: "Alice's Birthday"

B. Body/Developmental Activities

Reminders to teachers: At the beginning of the school year, teach your pupils routines and procedures for entering the classroom and turning in homework and classwork, among others. It is important that pupils know what they are doing, where to go, and when to go. Provide clear and concise directions to them. They must know what you want them to understand and be able to do.

1. Unlock new words before reading the story through picture associations or context clues.
2. Read the story "Alice's Birthday" aloud in class. Ask questions during reading to keep track of the pupils' comprehension of the text listened to.
3. Let the pupils answer the post-reading comprehension questions.
4. Facilitate discussion of the story. Let them fill out the given form about their best birthday ever and let them share their output in class.

5. Introduce the lesson about declarative and interrogative sentences. Differentiate one from another. Pupils should be able to articulate the difference.
6. Let the pupils apply the rules in writing declarative and interrogative sentences, especially the use of proper punctuation marks.
7. Guide your pupils as they practice using present form sentences in conversation.
8. Read short /a/ and /e/ CVC words in isolation. Let the pupils read the words after the teacher. Let them read the sentences and choose the correct sentence that describes the given picture.
9. Give pupils a differentiated activity to assess their learning profile. Instruct them to choose only one of these activities.

C. Conclusion/Evaluation

1. Facilitate instruction. Make sure that each pupil has the chance to speak and share their part on every group activity.
2. Send a consistent message to your pupils that if something did not work today, you will be back at it tomorrow and the day after until success occurs.
3. Guide the pupils in doing the Summative Test. Ask them to read the items slowly and at least two times. Tell them that this activity serves as part of their formative assessment so you can make important instructional decisions that will meet the needs of your learners.

Various online tools which make teaching and learning richer and more meaningful are just a few clicks away!

Lesson 3

Goals

1. Recognize the different kinds of sentences
2. Identify the difference between a declarative and an interrogative sentences
3. Punctuate the different kinds of sentences correctly
4. Form declarative and interrogative sentences
5. Identify words that do not rhyme with others
6. Read short /a/ and /e/ CVC words and sentences
7. Associate pictures with written symbols

Key Questions

- How do you celebrate your birthday?
- Where do you celebrate?
- Who do you invite?

Get Hooked

In the story that you are going to read, find out what made the character say that it was her best birthday ever.

Word Package

1. lunch – a meal eaten at noon
2. teeter-totter – a see-saw, the board is ridden up and down by children at either end
3. sack – a large bag of strong coarse material for holding objects in bulk
4. sushi – a food made with rice and fish

Read Aloud

It's reading time!

Alice's Party

Alice invited five friends to a party. It was her birthday, and she wanted a picnic at the park. Her friends came at noon. Balloons and funny hats were on the picnic table. Small sacks were sitting by the plates. "Find the sack with your name," said Alice. "That's your place to sit."

Alice's friends found their places and sat down. Soon everyone had on a funny hat. "What's in the sack?" asked Lena.

"You will see later," answered Alice. Mother made sushi and pink lemonade for the party. That was what Alice wanted. There were hot dogs and potato chips, too.

After lunch, everyone played in the park. They slid down the slide and swung on the swings. They took turns going on the teeter-totter.

"It's time for birthday cake," called Mother. Everyone ran back to the picnic table. Alice made a wish and blew out her candles. After cake and presents she said, "Now, you can open the sacks." Everyone found something they liked in the sack.

"Thank you, Alice," said all her friends.

Soon it was time to go home. A happy crowd of friends walked out of the park. They all had funny hats, balloons, and a nice surprise from Alice.

Alice hugged her mother and whispered, "This was the best party I ever had. Thank you, Mother."

Think About It!

A. Answer the following questions:

1. What kind of party did Alice have?

2. Who were invited to her party?

3. What did they eat for lunch?

4. What did Alice and her friends play on at the park?

5. When did the children get to look in the sacks?

6. How did Alice feel about her party?

B. What Is in the Sack?

Look at the picture. Read what Alice is saying. Check the correct answer.

1. Alice: "I hope you like what is in your sack."

What is in the sack?

lunch

surprises for her friends

nothing



Various online tools which make teaching and learning richer and more meaningful are just a few clicks away!

Log on to www.rexinteractive.com

2. Alice: "Will you paint me a picture, Lena?"

What is in Lena's sack?

- ___ pencils
- ___ a brush and paints
- ___ green and blue paper

3. Alice: "Can I play with your game, Kate?"

What is in Kate's sack?

- ___ jacks and a ball
- ___ a little bear
- ___ candy hearts

4. Alice: "That will look pretty in your hair, May."

What is in May's sack?

- ___ blue socks
- ___ a little purse
- ___ a red ribbon

5. Alice: "I hope you like this story, Sarah."

What is in Sarah's sack?

- ___ a book
- ___ paper dolls
- ___ a diary

Valuing

Best Birthday Ever!

Talk about the best birthday party you've had. Fill in the following:

What: _____

When: _____

Where: _____

Visitors: _____

Activities: _____



Essential Language

- Every sentence begins with a capital letter.
- A **declarative sentence** tells something. It ends with a period.
- An **interrogative sentence** asks something. It ends with a question mark.

Examples:

Declarative Sentence: Alice had a birthday party.
 Her friends enjoyed the party.

Interrogative sentence: Who attended Alice's birthday party?
 What did Alice give to her friends?

Learning Tasks

A. Identify whether the sentence is declarative or interrogative.

- _____ 1. Alice is very happy.
_____ 2. What's in the sack?
_____ 3. Alice had her birthday party at the park.
_____ 4. Who came to Alice's birthday party?
_____ 5. Who prepared the party?
_____ 6. Alice and her friends ate lunch after playing at the park.

B. Read the sentences. Write them correctly on the lines.

1. what do you bring to school

2. I bring books and a pencil

3. what else is in your backpack

4. my lunch is in my backpack

5. what did you bring for lunch

C. Look at the picture below. Write five declarative sentences about the picture and five interrogative sentences. Take note of capitalization and proper punctuation marks.



Interrogative Sentences:

1. _____
2. _____
3. _____
4. _____
5. _____

Declarative Sentences:

1. _____
2. _____
3. _____
4. _____
5. _____

Say and Spell

Work in pairs. Talk about what you want to do for your next birthday. Take turns in asking and answering questions. Ask questions (interrogative sentences) and give answers in complete sentences (declarative sentences). Present this in class.

A: When is your next birthday?

B: _____

A: What do you want do on your next birthday?

B: _____

A: Where will you celebrate it?

B: _____

A: Who will you invite?

B: _____

Skill Extenders

A. Rhyming Words

Words rhyme when they have the exact same ending sound.

Examples: red and bed, mitten and kitten, blue and new

Circle the word that does not rhyme with the others.

- light bright night eight
- cake make bake bike
- mat man vat sat
- foot good food stood
- ball call well tall
- wish ship dish fish
- tent bent sent want
- duck luck pick suck

B. Sight Words

Listen to your teacher as he/she reads the following words. Practice reading after him/her. Then find and circle each of these words in the sentences on the next page.

the	you	was
and	that	are

1. That dog went outside.
2. Did you see Alice?
3. Anna and Alice go to school together.
4. The teacher is very kind.
5. I was happy to see my friend.
6. My classmates are also my friends.

C. Read the following words, copy the words, and cross out (X) the picture that represents the word.


mad _ _ _			
pat _ _ _			
bat _ _ _			
men _ _ _		10	
pet _ _ _			
red _ _ _			

D. Read the following sentences. Check the sentence that best describes the picture.

- The rat fell in the net.
- Tex yelled at Jan.



- The pet begs to get on the jet.
- The men bet the jet will get wet.



- Dan led the men up the hill.
- The man told Ed to get the bag.



- The cat is in the vet.
- Dan fed his pet cat.



- Gem had a nap on the bed.
- Jen nags on the wet pet.



Blog

Write a diary entry about a birthday party you have attended. Include important details. Be sure to answer the questions *What, When, Where, Who,* and *How* as your guide.

Integrating Task

1. Listen as you teacher reads this birthday poem. Practice reading the poem with the whole class.

Happy Birthday

Happy birthday
Happy birthday
How old are you today?

Happy birthday
Happy birthday
All the girls can stay

Happy birthday
Happy birthday
Turn and shake away

Happy birthday
Happy birthday
Let's jump around and play

Happy birthday
Happy birthday
You need a holiday

Happy birthday
Happy birthday
Wish you well each and every day.

Copyright 2005 Sylvia Chidi
www.sylviachidi.co.uk

2. Create a birthday card for someone you know who is celebrating his/her birthday soon.
3. Write a birthday wish for someone who is celebrating his/her birthday soon. Read this in class.

Summative Test

- A. Circle the declarative sentence and underline the interrogative sentence.
1. We walked to the mall together.
 2. How old are you?
 3. Can you play basketball?
 4. He is a second grade student.
 5. Can we have a party on Saturday?
 6. Kate plays the piano.
 7. Do you want pizza for lunch?
 8. Many people attended the party.
 9. I told her to wear a blue T-shirt.
 10. Did you receive my message?
- B. Read and edit the letter below. Find four periods that should be question marks and four question marks that should be periods.

Dear Katie,

How are you. I am having a great time on vacation? Have you ever been to Florida. I have never seen so many palm trees. Yesterday, we went to the ocean? Can you guess what I found on the beach. I found a jellyfish and sand dollar?

We had a cookout with my cousins on Tuesday. I tried three kinds of fresh fish. Do you like fish. I like it more than I thought I would?

That is all the news from Florida. I hope you are having a good vacation, too.











Your friend,
Maria

C. Classify the following words according to their rhyme.

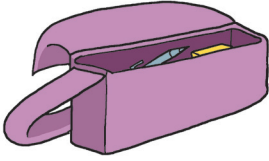
take	cook	hold
_____	_____	_____
_____	_____	_____
_____	_____	_____
_____	_____	_____

bake	told	bold
look	rake	shook
cold	cake	gold
hook	sake	took

D. Write **a** or **e** to complete the name of the following pictures:

m__n		s__d	
k__g		w__d	
j__t		g__m	
w__g		b__d	
v__t		f__n	

E. Look at each picture. Circle the correct word in the sentence.




1. The pen is in the (bag, beg).



2. The man is on the (bag, bed).



3. I have a (pan, pen).



4. The rat bit the (ham, hem).



5. Jan has (tan, ten) eggs.



6. I sat on a (bat, bet).



7. The egg is in the (pan, pen).